



CHAMBERLAIN
UNIVERSITY

Employment Outcome Disclosures



Current Data Effective: 6/30/2023

The following Employment Outcome Disclosures detail Chamberlain University's employment rates and other employment outcomes over the last 12 months. This data fulfills state and/or accreditor requirements, including methodology, timeframes and associated sources of information. Relevant definitions, methodologies and timeframes will vary by state/accreditor.

Chamberlain University Employment Outcome Disclosures provide information about Chamberlain University and its degree programs. Individual employment results will vary based on where you live and your individual situation and experience. The disclosure information is intended to help you evaluate Chamberlain University and its degree programs as you make academic and career choices. Chamberlain University does not guarantee employment. Readers should not make assumptions about their own likelihood of employment based on this data.

DATA SOURCES

- Attempts were made to obtain employment status information from all graduates
- The collected data includes, but is not limited to:
 - Intent to work in a field-related position
 - For those who are employed; graduate's start date, title, employer name, duties, hours worked per week and earnings
- Information was gathered through a variety of sources, primarily forms completed by graduates
 - Data may have also been collected through in-person, phone or email interviews with third-party sources
- Chamberlain University neither verifies nor guarantees the accuracy of information self-reported by graduates



Table of Contents

EMPLOYMENT OUTCOMES REPORTED TO ACCREDITORS

The National League for Nursing Commission for Nursing Education Accreditation (CNEA)	3
2021-2022 Doctor of Nursing Practice (DNP) Healthcare Systems Leadership	3

EMPLOYMENT OUTCOMES REPORTED TO STATES

California Board of Private Postsecondary Education (CA BPPE)	4
2021 Bachelor of Science in Nursing (BSN)	4
California Board of Registered Nurses (CA BRN)	5
2021-2022 Bachelor of Science in Nursing (BSN)	5
Georgia Board of Nursing (GBON)	6
2021-2022 Bachelor of Science in Nursing (BSN) – Atlanta, Georgia Campus	6
Georgia Nonpublic Postsecondary Education Commission (GNPEC)	7
2021-2022 Bachelor of Science in Nursing (BSN) – Atlanta, Georgia Campus	7
2021-2022 Bachelor of Science in Nursing (RN to BSN) – Online/GA Residents.....	8
2021-2022 GC Family Nurse Practitioner – Online/GA Residents.....	8
2021-2022 Master of Public Health – Online/GA Residents	9
2021-2022 Master of Science in Nursing (MSN) Adult Gerontology Acute NP – Online/GA Residents	9
2021-2022 Master of Science in Nursing (MSN) Educator – Online/GA Residents	10
2021-2022 Master of Science in Nursing (MSN) Executive – Online/GA Residents.....	10
2021-2022 Master of Science in Nursing (MSN) FNP – Online/GA Residents	11
2021-2022 Master of Science in Nursing (MSN) Healthcare Policy – Online/GA Residents.....	11
2021-2022 Master of Science in Nursing (MSN) Informatics – Online/GA Residents	12
2021-2022 Master of Science in Nursing (MSN) Population Health – Online/GA Residents	12
2021-2022 Master of Science in Nursing (MSN) Accelerated Undeclared – Online/GA Residents	13
2021-2022 Master of Social Work – Online/GA Residents.....	13
2021-2022 Master of Social Work Advanced Standing – Online/GA Residents	14
2021-2022 Doctor of Nursing (DNP) – Online/GA Residents.....	14
Missouri Coordinating Board for Higher Education (CBHE)	15
2021-2022 All Graduates – St. Louis, Missouri Campus.....	15
2021-2022 All Graduates – Online/Missouri Residents.....	16
New Jersey Collaborating Center for Nursing (NJCCN)	17
2021-2022 Bachelor of Science in Nursing (BSN) – North Brunswick, New Jersey Campus	17
North Carolina Board of Governors (NCBOG)	18
2020-2021 Bachelor of Science in Nursing (BSN) – Charlotte, North Carolina Campus	18



THE NATIONAL LEAGUE FOR NURSING COMMISSION FOR NURSING EDUCATION ACCREDITATION (CNEA)

These outcomes were reported to CNEA in January 2023 based on information available to Chamberlain University as of January 2023.

DEFINITIONS

- **In-field Employment** – employment that requires that the knowledge, skills, and abilities acquired through the program of study be used in the majority of regular job duties.
- **New Employment** – employment obtained no earlier than six months prior to graduation
- **Existing Employment** – employment that existed at the time of enrollment or was obtained more than six months prior to graduation

CALCULATIONS

- Employment rate was calculated:
 - According to the methodology prescribed by CNEA

DATA SOURCES

- Information was gathered through a variety of sources, primarily forms created by graduates
- Data may also have been collected through in-person, phone, or e-mail interviews with third-party sources

- Chamberlain University neither verifies nor guarantees the accuracy of information self-reported by graduates

In-field Employment Rate

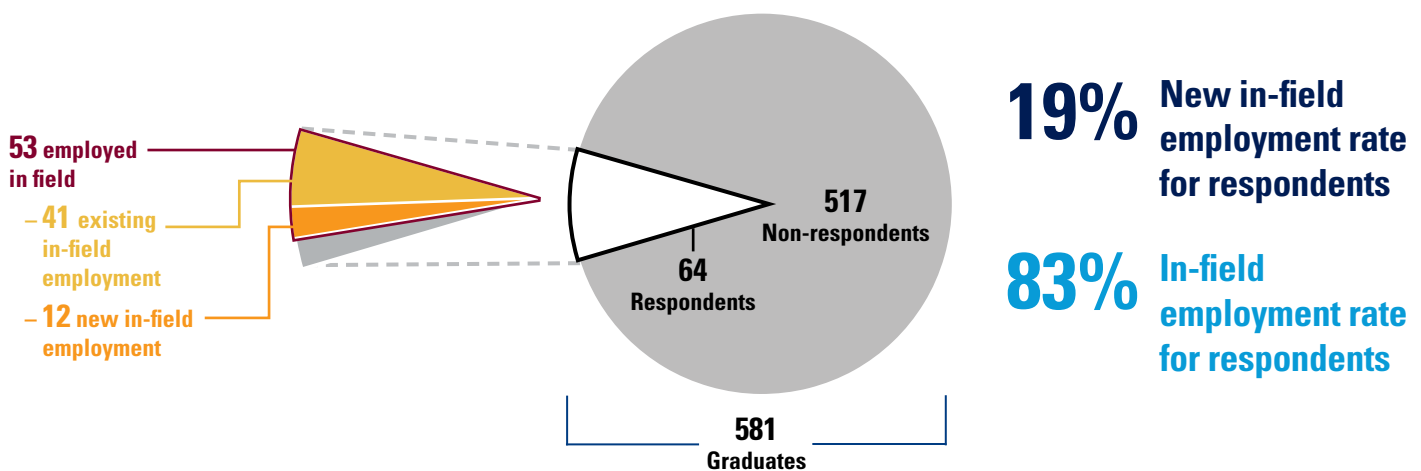
- **Rate numerator** – all graduates from October 16, 2021 and October 15, 2022 with in-field employment within 12 months of graduation
- **Rate denominator** – all graduates between October 16, 2021 and October 15, 2022 excluding those who did not complete the alumni survey

New In-field Employment Rate

- **Rate numerator** – all graduates from October 16, 2021 and October 15, 2022 with new in-field employment within 12 months of graduation
- **Rate denominator** – all graduates between October 16 2021 and October 15, 2022 excluding those who did not complete the alumni survey

Chamberlain University is required to report employment data to The National League for Nursing Commission for Nursing Education Accreditation (CNEA) in its annual report and periodically in self-studies. Chamberlain University does not guarantee employment. Readers should not make assumptions about their own likelihood of employment based on this data.

2021-2022 Doctor of Nursing Practice (DNP) Healthcare Systems Leadership



Graduates	Respondents	Non-respondents	Employed In-field	Existing In-field Employment	New In-field Employment	New In-field Employment Rate	In-field Employment Rate
581	64	517	53	41	12	19%	83%



Employment Outcomes Reported to States

CHAMBERLAIN UNIVERSITY

CALIFORNIA BOARD OF PRIVATE POSTSECONDARY EDUCATION (CA BPPE)

These outcomes were reported to CA BPPE in December 2022 based on information available to Chamberlain University as of November 2022.

DEFINITIONS

- **In-field Employment** – employment that requires that the knowledge, skills, and abilities acquired through the program of study be used in the majority of regular job duties.
- **New Employment** – employment obtained no earlier than six months prior to graduation
- **Existing Employment** – employment that existed at the time of enrollment or was obtained more than six months prior to graduation

CALCULATIONS

- Employment rate was calculated:
 - According to the methodology prescribed by CA BPPE

DATA SOURCES

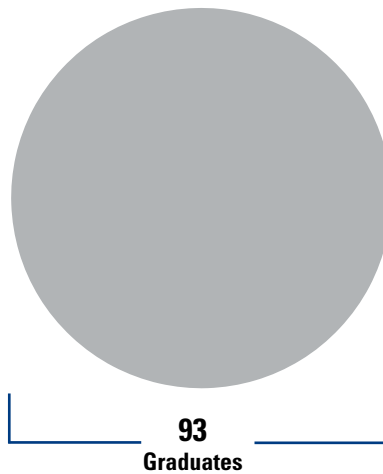
- Information was gathered through a variety of sources, primarily forms created by graduates
- Data may also have been collected through in-person, phone, or e-mail interviews with third-party sources
- Chamberlain University neither verifies nor guarantees the accuracy of information self-reported by graduates

New Employment Rate

- **Rate numerator** – all graduates from the January 1, 2021-December 31, 2021 with in-field employment within 6 months of graduation from a position with a verified SOC with the US Department of Labor and employer contact information
- **Rate denominator** – all graduates within the January 1, 2021-December 31, 2021 and those who were not employed due to graduates that either died, became incarcerated, were called to active military duty, were international students and left the United States or are continuing their education in an accredited or bureau-approved postsecondary institution

Chamberlain University is required to report employment data to the California Board for Private Postsecondary Education. Chamberlain University does not guarantee employment. Readers should not make assumptions about their own likelihood of employment based on this data.

2021 Bachelor of Science in Nursing (BSN)



0% New in-field employment rate

Graduates	Graduates Available for Employment	New In-Field Employment	New In-field Employment Rate
93	93	0	0%



CALIFORNIA BOARD OF REGISTERED NURSES (CA BRN)

These outcomes were reported to CA BRN in November 2022 based on information available to Chamberlain University as of November 2022.

DEFINITIONS

- **In-field Employment** – employment that requires that the knowledge, skills, and abilities acquired through the program of study be used in the majority of regular job duties.
- **New Employment** – employment obtained no earlier than six months prior to graduation
- **Existing Employment** – employment that existed at the time of enrollment or was obtained more than six months prior to graduation

CALCULATIONS

- Employment rate was calculated:
 - According to the methodology prescribed by CA BRN

DATA SOURCES

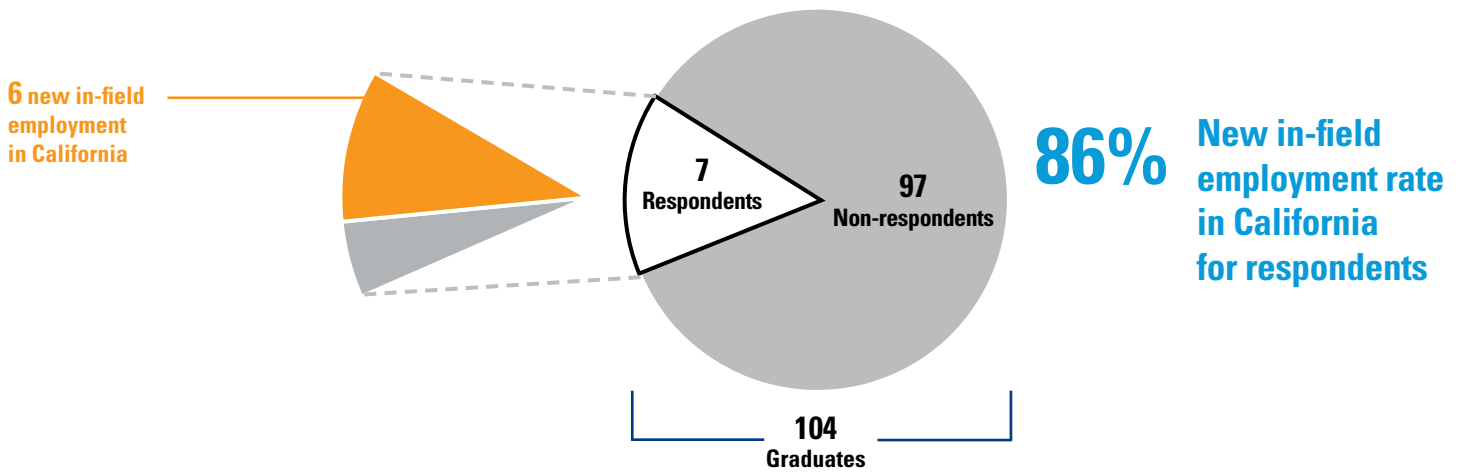
- Information was gathered through a variety of sources, primarily forms created by graduates
- Data may also have been collected through in-person, phone, or e-mail interviews with third-party sources
- Chamberlain University neither verifies nor guarantees the accuracy of information self-reported by graduates

New In-field Employment Rate

- **Rate numerator** – all graduates from August 1, 2021- July 31, 2022 with new in-field employment who were employed in the state of California
- **Rate denominator** – all graduates between August 1, 2021- July 31, 2022 excluding those who did not complete the alumni survey

Chamberlain University is required to report employment data to the California Board of Registered Nurses. Chamberlain University does not guarantee employment. Readers should not make assumptions about their own likelihood of employment based on this data.

2021-2022 Bachelor of Science in Nursing (BSN)



Graduates	Respondents	Non-respondents	New In-field Employment in California	New In-field Employment Rate in California
104	7	97	6	86%



GEORGIA BOARD OF NURSING (GBON)

These outcomes were reported to GBON in June 2023 based on information available to Chamberlain University as of June 2023.

DEFINITIONS

- **In-field Employment** – employment that requires that the knowledge, skills, and abilities acquired through the program of study be used in the majority of regular job duties.
- **New Employment** – employment obtained no earlier than six months prior to graduation
- **Existing Employment** – employment that existed at the time of enrollment or was obtained more than six months prior to graduation

CALCULATIONS

- Employment rate was calculated:
 - GBON did not define a placement rate methodology so Chamberlain University’s methodology was used

DATA SOURCES

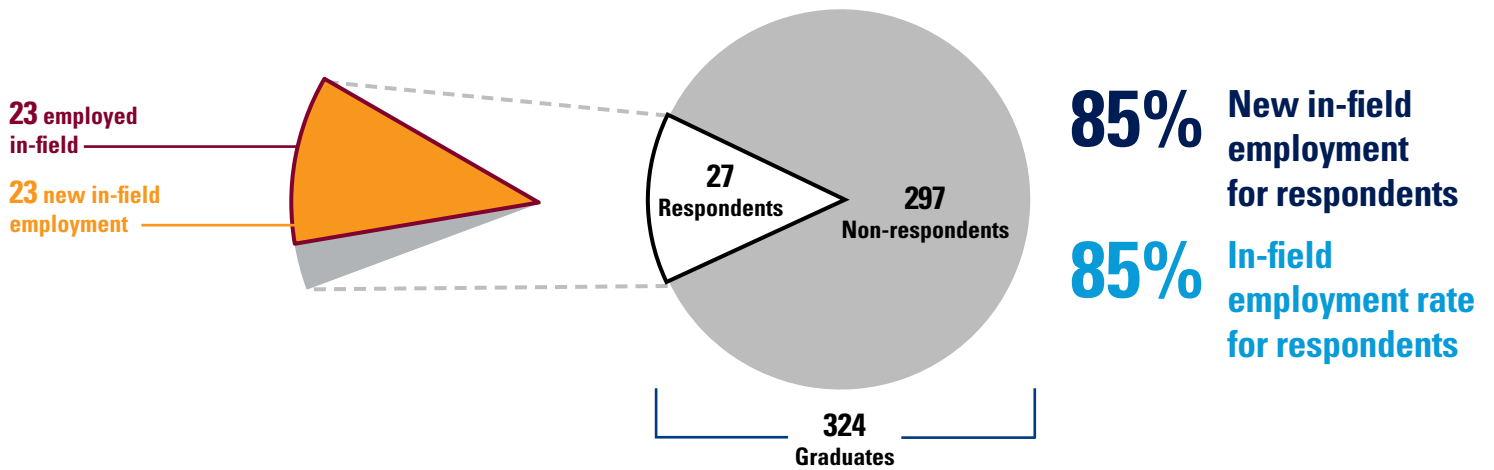
- Information was gathered through a variety of sources, primarily forms created by graduates
- Data may also have been collected through in-person, phone, or e-mail interviews with third-party sources
- Chamberlain University neither verifies nor guarantees the accuracy of information self-reported by graduates

New In-field Employment Rate

- **Rate numerator** – all graduates from September 1, 2021-August 31, 2022 with new in-field employment as of December 1, 2022
- **Rate denominator** – all graduates within the between September 1, 2021-August 31, 2022 excluding those who did not complete the alumni survey and those who were not employed due to continuing their education, were active military, were incarcerated or died

Chamberlain University is required to report employment data to Georgia Board of Nursing (GBON). Chamberlain University does not guarantee employment. Readers should not make assumptions about their own likelihood of employment based on this data.

2021-2022 Bachelor of Science in Nursing (BSN) – Atlanta, Georgia Campus



Graduates	Respondents	Non-respondents	Employed In-field	New In-field Employment	Continuing Education	Serving in Military	Incarcerated	Deceased	New In-field Employment	In-field Employment Rate
324	27	297	23	23	0	0	0	0	85%	85%



GEORGIA NONPUBLIC POSTSECONDARY EDUCATION COMMISSION (GNPEC)

These outcomes were reported to GNPEC in May 2023 based on information available to Chamberlain University as of May 2023.

DEFINITIONS

- **In-field Employment** – employment that requires that the knowledge, skills, and abilities acquired through the program of study be used in the majority of regular job duties.
- **New Employment** – employment obtained no earlier than six months prior to graduation
- **Existing Employment** – employment that existed at the time of enrollment or was obtained more than six months prior to graduation

CALCULATIONS

- Employment rate was calculated:
 - GNPEC did not define a placement rate methodology so Chamberlain University’s methodology was used

DATA SOURCES

- Information was gathered through a variety of sources, primarily forms created by graduates
- Data may also have been collected through in-person, phone, or e-mail interviews with third-party sources
- Chamberlain University neither verifies nor guarantees the accuracy of information self-reported by graduates

In-field Employment Rate

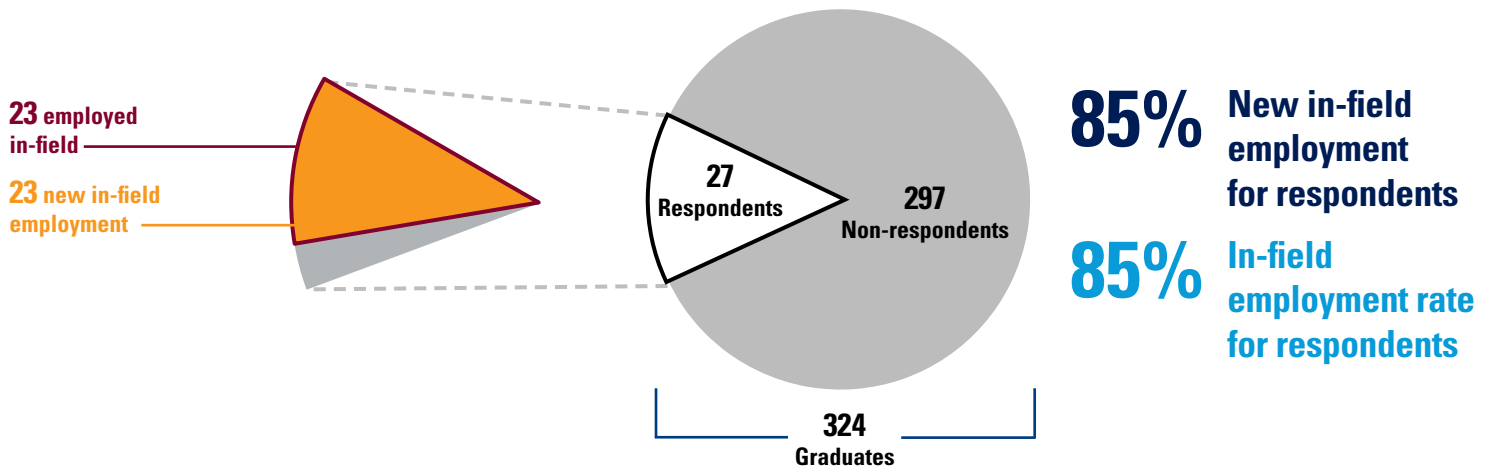
- **Rate numerator** – all graduates from September 1, 2021- August 31, 2022 with in-field employment as of December 1, 2022
- **Rate denominator** – all graduates within the reporting period excluding those who did not complete the alumni survey and those who were not employed due to continuing their education, were active military, were incarcerated or died.

New In-field Employment Rate

- **Rate numerator** – all graduates from September 1, 2021- August 31, 2022 with new in-field employment as of December 1, 2022
- **Rate denominator** – all graduates within the reporting period excluding those who did not complete the alumni survey and those who were not employed due to continuing their education, were active military, were incarcerated or died

Chamberlain University is required to report employment data to Georgia Nonpublic Postsecondary Education Commission (GNPEC). Chamberlain University does not guarantee employment. Readers should not make assumptions about their own likelihood of employment based on this data.

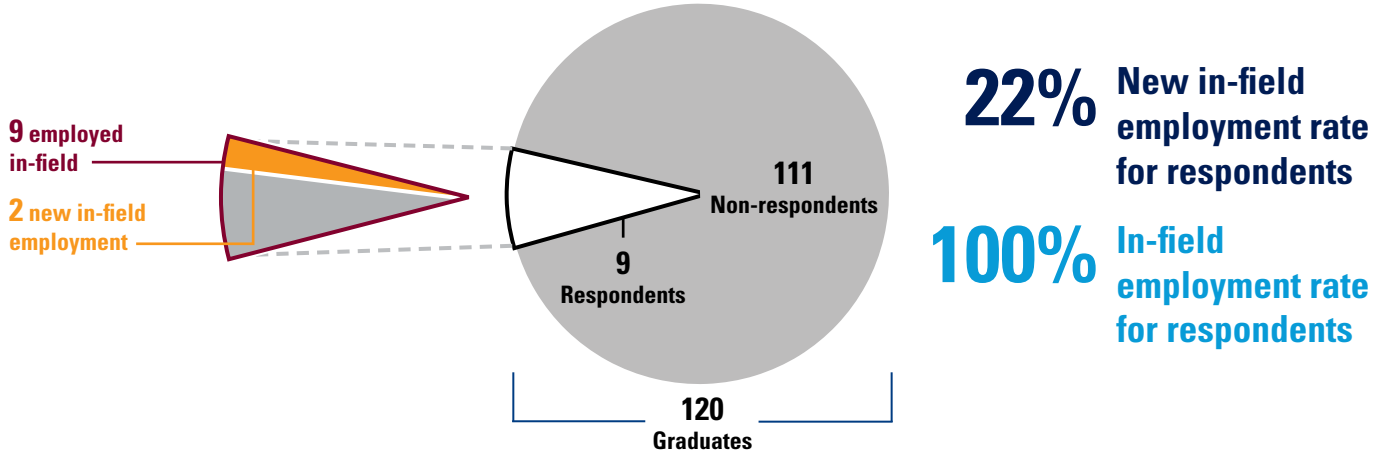
2021-2022 Bachelor of Science in Nursing (BSN) – Atlanta, Georgia Campus



Graduates	Respondents	Non-respondents	Employed In-field	New In-field Employment	Continuing Education	Serving in Military	Incarcerated	Deceased	New In-field Employment	In-field Employment Rate
324	27	297	23	23	0	0	0	0	85%	85%

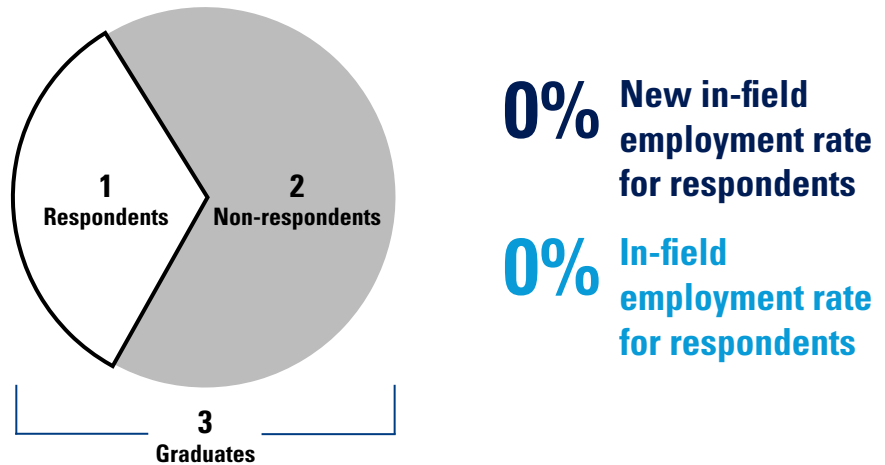


2021-2022 Bachelor of Science in Nursing (RN to BSN) – Online/GA Residents



Graduates	Respondents	Non-respondents	Employed In-field	New In-field Employment	Continuing Education	Serving in Military	Incarcerated	Deceased	New In-field Employment	In-field Employment Rate
120	9	111	9	2	0	0	0	0	22%	100%

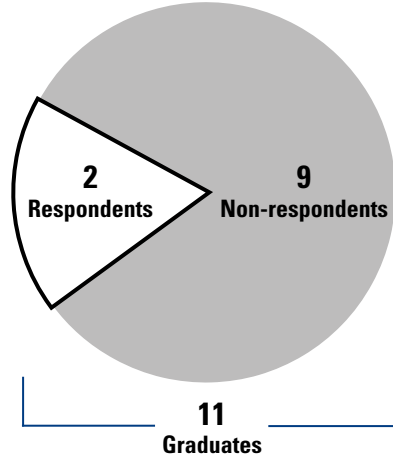
2021-2022 GC Family Nurse Practitioner – Online/GA Residents



Graduates	Respondents	Non-respondents	Employed In-field	New In-field Employment	Continuing Education	Serving in Military	Incarcerated	Deceased	New In-field Employment	In-field Employment Rate
3	1	2	0	0	0	0	0	0	0%	0%



2021-2022 Master of Public Health – Online/GA Residents

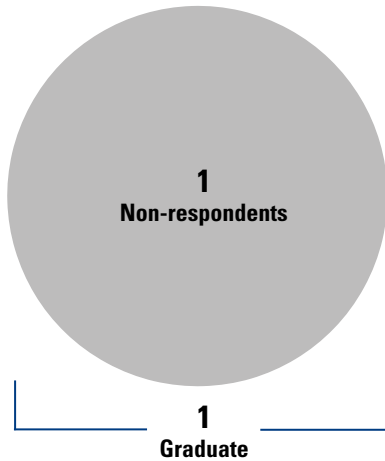


0% New in-field employment rate for respondents

0% In-field employment rate for respondents

Graduates	Respondents	Non-respondents	Employed In-field	New In-field Employment	Continuing Education	Serving in Military	Incarcerated	Deceased	New In-field Employment	In-field Employment Rate
11	2	9	0	0	0	0	0	0	0%	0%

2021-2022 Master of Science in Nursing (MSN) Adult Gerontology Acute NP – Online/GA Residents



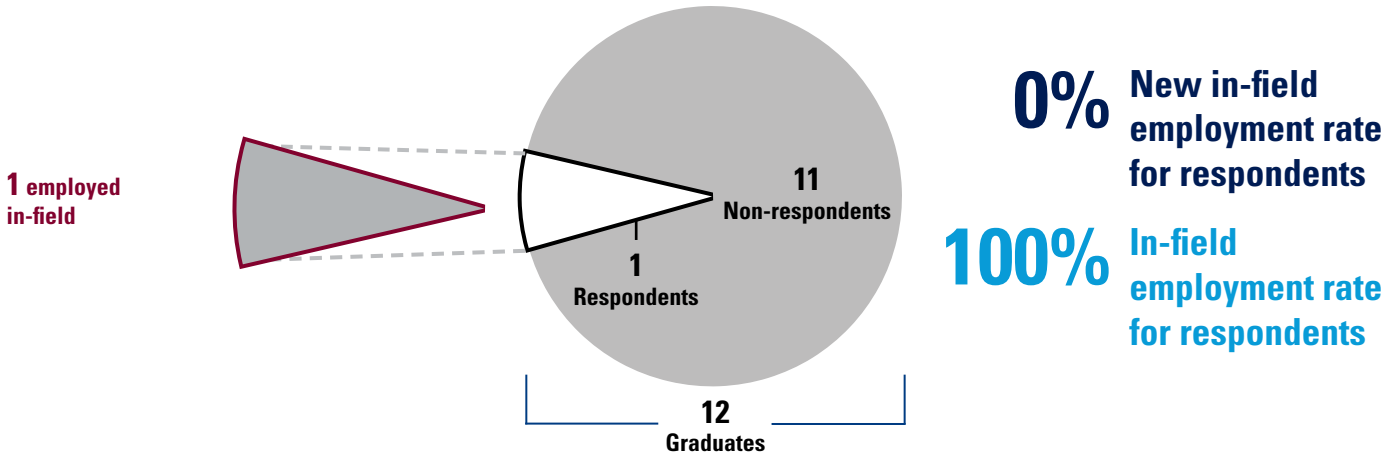
Graduates	Respondents	Non-respondents	Employed In-field	New In-field Employment	Continuing Education	Serving in Military	Incarcerated	Deceased
1	0	1	0	0	0	0	0	0



Employment Outcomes Reported to States

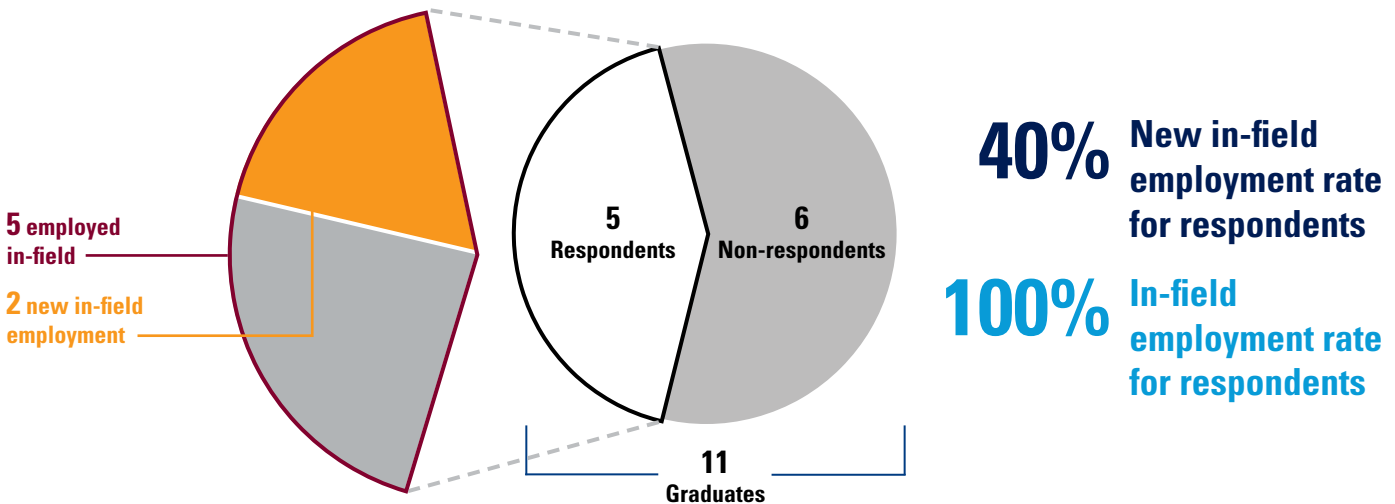
CHAMBERLAIN UNIVERSITY

2021-2022 Master of Science in Nursing (MSN) Educator – Online/GA Residents



Graduates	Respondents	Non-respondents	Employed In-field	New In-field Employment	Continuing Education	Serving in Military	Incarcerated	Deceased	New In-field Employment	In-field Employment Rate
12	1	11	1	0	0	0	0	0	0%	100%

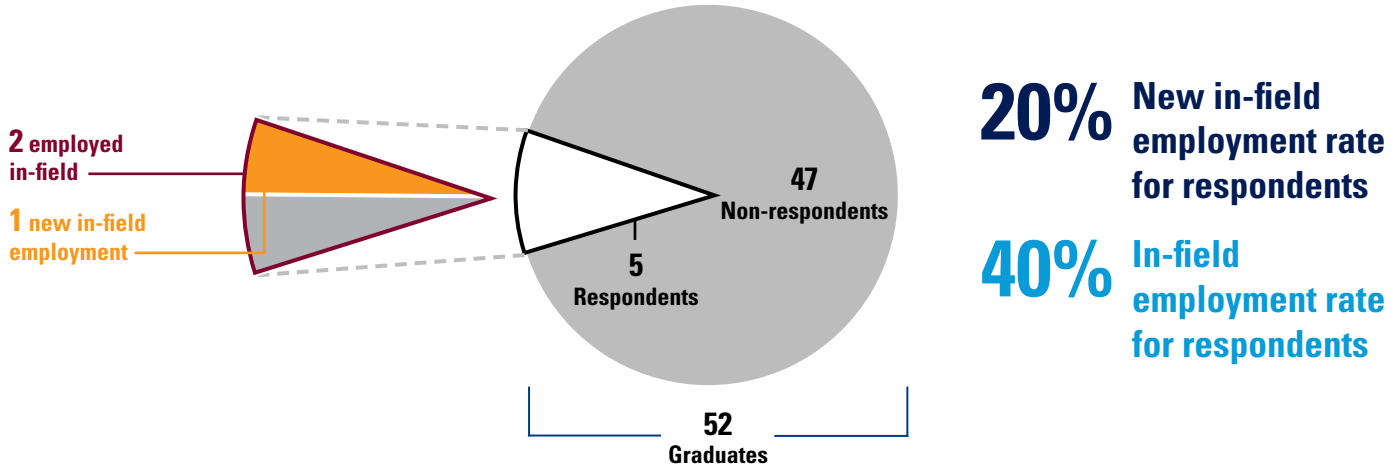
2021-2022 Master of Science in Nursing (MSN) Executive – Online/GA Residents



Graduates	Respondents	Non-respondents	Employed In-field	New In-field Employment	Continuing Education	Serving in Military	Incarcerated	Deceased	New In-field Employment	In-field Employment Rate
11	5	6	5	2	0	0	0	0	40%	100%

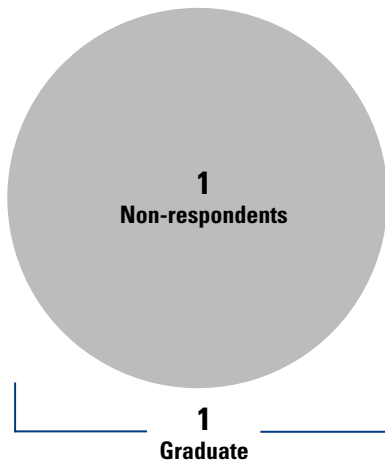


2021-2022 Master of Science in Nursing (MSN) FNP – Online/GA Residents



Graduates	Respondents	Non-respondents	Employed In-field	New In-field Employment	Continuing Education	Serving in Military	Incarcerated	Deceased	New In-field Employment	In-field Employment Rate
52	5	47	2	1	0	0	0	0	20%	40%

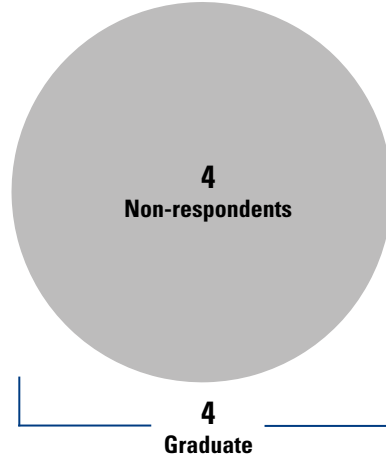
2021-2022 Master of Science in Nursing (MSN) Healthcare Policy – Online/GA Residents



Graduates	Respondents	Non-respondents	Employed In-field	New In-field Employment	Continuing Education	Serving in Military	Incarcerated	Deceased
1	0	1	0	0	0	0	0	0

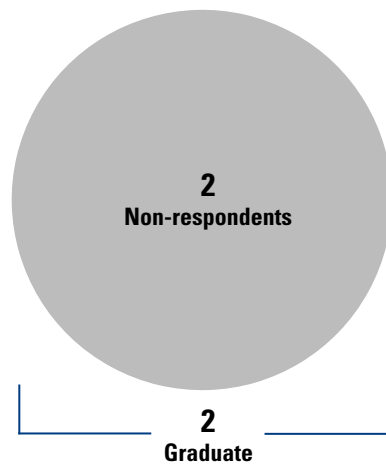


2021-2022 Master of Science in Nursing (MSN) Informatics – Online/GA Residents



Graduates	Respondents	Non-respondents	Employed In-field	New In-field Employment	Continuing Education	Serving in Military	Incarcerated	Deceased
4	0	4	0	0	0	0	0	0

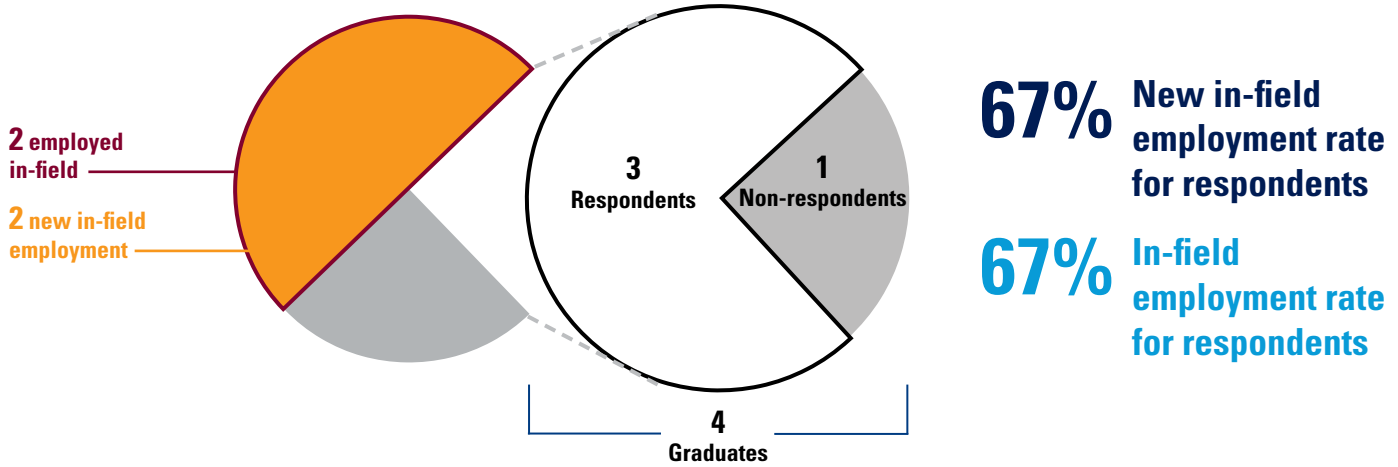
2021-2022 Master of Science in Nursing (MSN) Population Health – Online/GA Residents



Graduates	Respondents	Non-respondents	Employed In-field	New In-field Employment	Continuing Education	Serving in Military	Incarcerated	Deceased
2	0	2	0	0	0	0	0	0

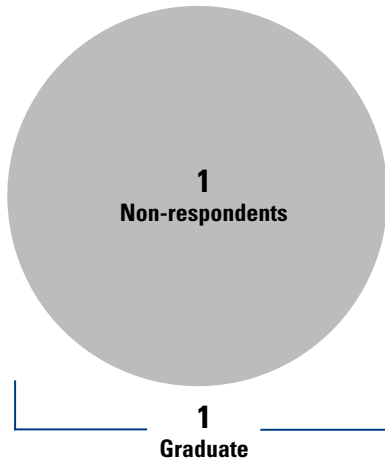


2021-2022 Master of Science in Nursing (MSN) Accelerated Undeclared – Online/GA Residents



Graduates	Respondents	Non-respondents	Employed In-field	New In-field Employment	Continuing Education	Serving in Military	Incarcerated	Deceased	New In-field Employment	In-field Employment Rate
4	3	1	2	2	0	0	0	0	67%	67%

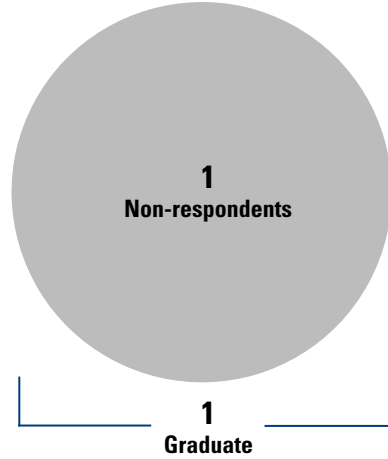
2021-2022 Master of Social Work – Online/GA Residents



Graduates	Respondents	Non-respondents	Employed In-field	New In-field Employment	Continuing Education	Serving in Military	Incarcerated	Deceased
1	0	1	0	0	0	0	0	0

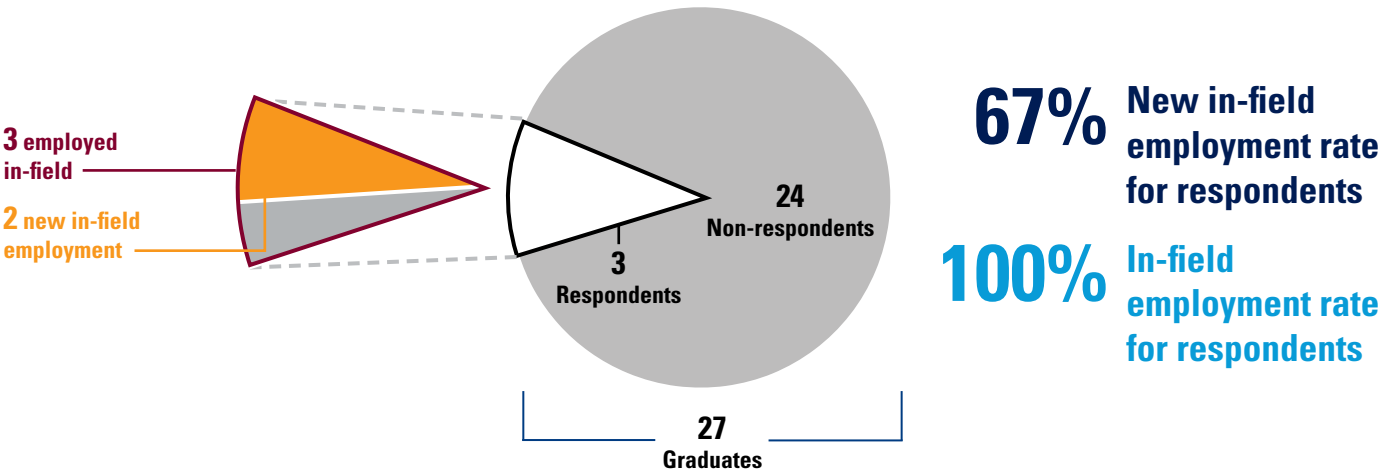


2021-2022 Master of Social Work Advanced Standing – Online/GA Residents



Graduates	Respondents	Non-respondents	Employed In-field	New In-field Employment	Continuing Education	Serving in Military	Incarcerated	Deceased
1	0	1	0	0	0	0	0	0

2021-2022 Doctor of Nursing (DNP) – Online/GA Residents



Graduates	Respondents	Non-respondents	Employed In-field	New In-field Employment	Continuing Education	Serving in Military	Incarcerated	Deceased	New In-field Employment	In-field Employment Rate
27	3	24	3	2	0	0	0	0	67%	100%



MISSOURI COORDINATING BOARD FOR HIGHER EDUCATION (CBHE)

These outcomes were reported to CBHE in March 2023 based on information available to Chamberlain University as of February 2023.

DEFINITIONS

- **In-field Employment** – employment that requires that the knowledge, skills, and abilities acquired through the program of study be used in the majority of regular job duties.
- **New Employment** – employment obtained no earlier than six months prior to graduation
- **Existing Employment** – employment that existed at the time of enrollment or was obtained more than six months prior to graduation

CALCULATIONS

- Employment rate was calculated:
 - CBHE did not define a placement rate methodology so Chamberlain University’s methodology was used

DATA SOURCES

- Information was gathered through a variety of sources, primarily forms created by graduates
- Data may also have been collected through in-person, phone, or e-mail interviews with third-party sources
- Chamberlain University neither verifies nor guarantees the accuracy of information self-reported by graduates

In-field Employment Rate

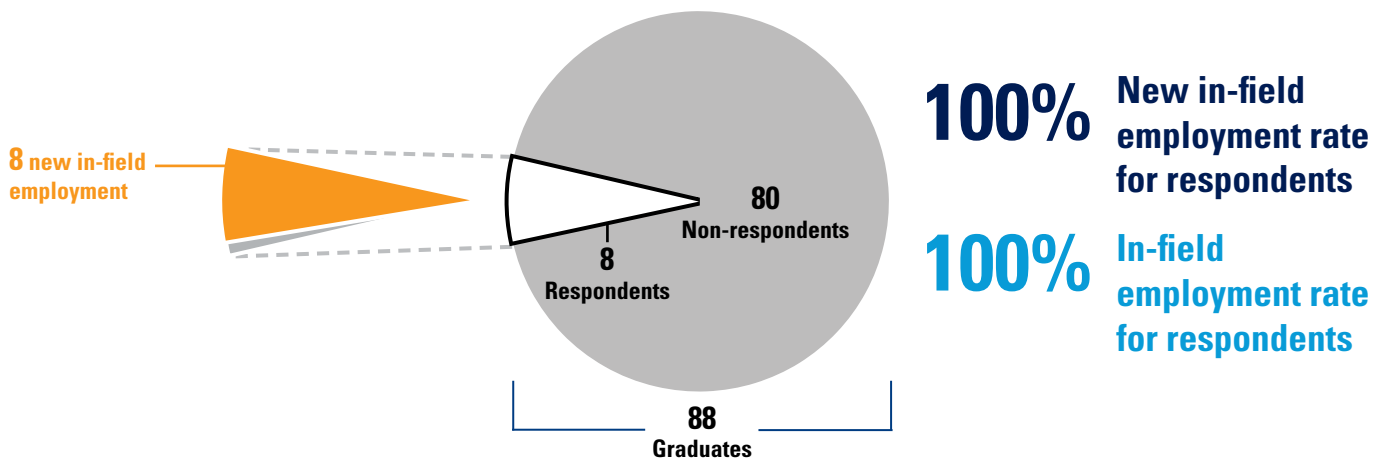
- **Rate numerator** – all graduates from September 1, 2021-August 31, 2022 with in-field employment as of December 1, 2022
- **Rate denominator** – all graduates within the reporting period excluding those who did not complete the alumni survey and those who were not employed due to continuing their education, were active military, were incarcerated or died

New In-field Employment Rate

- **Rate numerator** – all graduates from the September 1, 2021-August 31, 2022 with new in-field employment as of December 1, 2022
- **Rate denominator** – all graduates within the reporting period excluding those who did not complete the alumni survey and those who were not employed due to continuing their education, were active military, were incarcerated or died

Chamberlain University is required to report employment data to Missouri Coordinating Board for Higher Education (CBHE). Chamberlain University does not guarantee employment. Readers should not make assumptions about their own likelihood of employment based on this data.

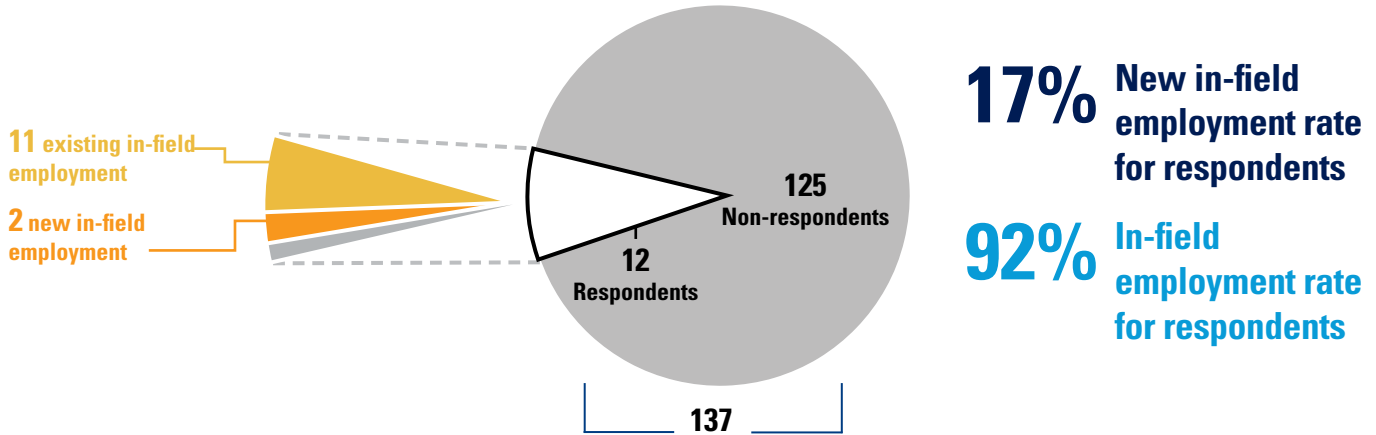
2021-2022 All Graduates – St. Louis, Missouri Campus



Graduates	Respondents	Non-respondents	Existing In-field Employment	New In-field Employment	Continuing Education	Serving in Military	Incarcerated	Deceased	New In-field Employment Rate	In-field Employment Rate
88	8	80	0	8	0	0	0	0	100%	100%



2021-2022 All Graduates – Online/Missouri Residents



Graduates	Respondents	Non-respondents	Existing In-field Employment	New In-field Employment	Graduates				New In-field Employment Rate	In-field Employment Rate
137	12	125	11	2	Continuing Education	Serving in Military	Incarcerated	Deceased	17%	92%
					0	0	0	0		



NEW JERSEY COLLABORATING CENTER FOR NURSING (NJCCN)

These outcomes were reported to NJCCN in December 2022 based on information available to Chamberlain University as of December 2022.

DEFINITIONS

- **In-field Employment** – employment that requires that the knowledge, skills, and abilities acquired through the program of study be used in the majority of regular job duties.
- **New Employment** – employment obtained no earlier than six months prior to graduation
- **Existing Employment** – employment that existed at the time of enrollment or was obtained more than six months prior to graduation

CALCULATIONS

- Employment rate was calculated:
 - According to the methodology prescribed by NJCCN

DATA SOURCES

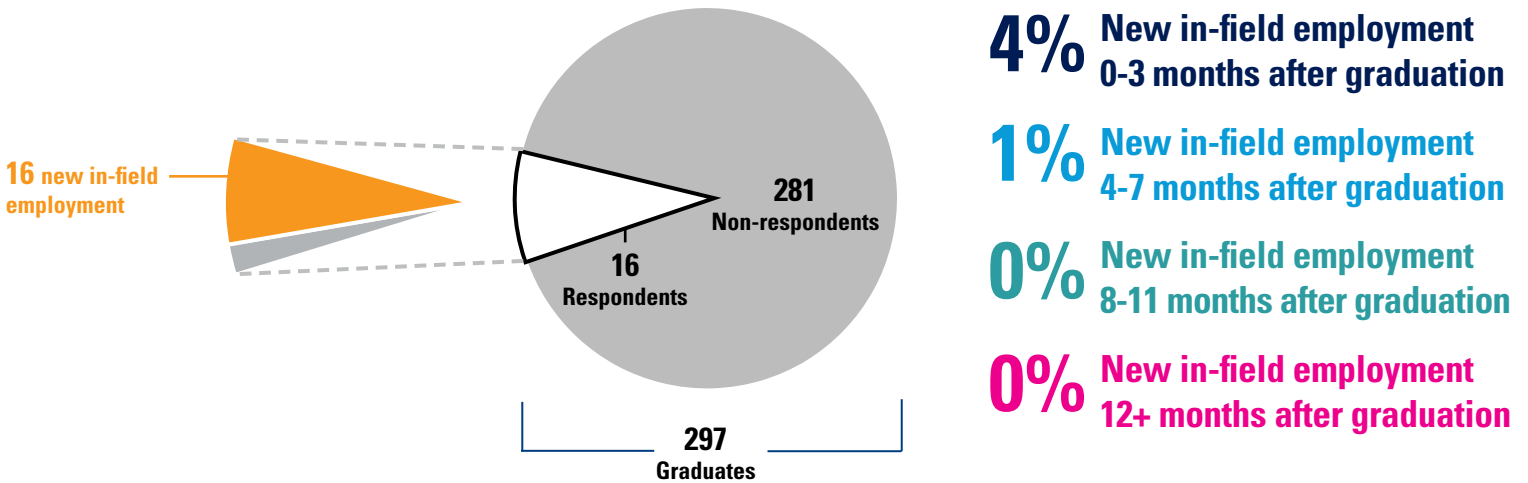
- Information was gathered through a variety of sources, primarily forms created by graduates
- Data may also have been collected through in-person, phone, or e-mail interviews with third-party sources
- Chamberlain University neither verifies nor guarantees the accuracy of information self-reported by graduates

New In-field Employment Rate

- **Rate numerator** – all graduates from the July 1, 2021- June 30, 2022 with new in-field employment within the time period specified
- **Rate denominator** – all graduates between July 1, 2021- June 30, 2022

Chamberlain University is required to report employment data to New Jersey Collaborating Center for Nursing (NJCCN). Chamberlain University does not guarantee employment. Readers should not make assumptions about their own likelihood of employment based on this data.

2021-2022 Bachelor of Science in Nursing (BSN) – North Brunswick, New Jersey Campus



Graduates	Respondents	Non-respondents	Graduates with New In-field Employment	New In-field Employment 0-3 Months After Graduation	New In-field Employment 4-7 Months After Graduation	New In-field Employment 8-11 Months After Graduation	New In-field Employment 12+ Months After Graduation	Unknown/Do Not Track
297	16	281	16	4%	1%	0%	0%	95%



NORTH CAROLINA BOARD OF GOVERNORS (NCBOG)

Outcomes for the Charlotte North Carolina campus were reported to NCBOG in October 2022 based on information available to Chamberlain University as of October 2022.

DEFINITIONS

- **In-field Employment** – employment that requires that the knowledge, skills, and abilities acquired through the program of study be used in the majority of regular job duties.
- **New Employment** – employment obtained no earlier than six months prior to graduation
- **Existing Employment** – employment that existed at the time of enrollment or was obtained more than six months prior to graduation

CALCULATIONS

- Employment rate was calculated:
 - NCBOG did not define a placement rate methodology so Chamberlain University’s methodology was used

DATA SOURCES

- Information was gathered through a variety of sources, primarily forms created by graduates
- Data may also have been collected through in-person, phone, or e-mail interviews with third-party sources
- Chamberlain University neither verifies nor guarantees the accuracy of information self-reported by graduates

In-field Employment Rate

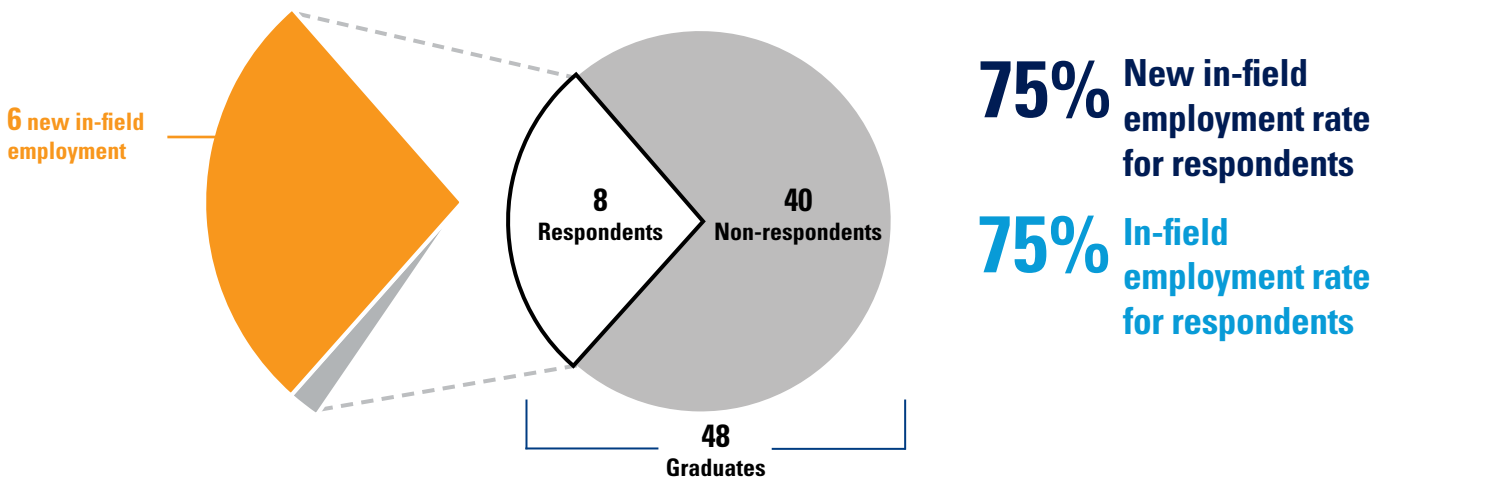
- **Rate numerator** – all graduates from September 1, 2020-August 31, 2021 with in-field employment as of December 1, 2021.
- **Rate denominator** – all graduates within the reporting period excluding those who did not complete the alumni survey and those who were not employed due to continuing their education, were active military, were incarcerated or died

New In-field Employment Rate

- **Rate numerator** – all graduates from September 1, 2020-August 31, 2021 with new in-field employment as of December 1, 2021.
- **Rate denominator** – all new graduates within the reporting period excluding those who did not complete the alumni survey and those who were not employed due to continuing their education, were active military, were incarcerated or died

Chamberlain University is required to report employment data to North Carolina Board of Governors (NCBOG). Chamberlain University does not guarantee employment. Readers should not make assumptions about their own likelihood of employment based on this data.

2020-2021 Bachelor of Science in Nursing (BSN) – Charlotte, North Carolina Campus



Graduates	Respondents	Non-respondents	Existing In-Field Employment	New In-Field Employment	Continuing Education	Serving in Military	Incarcerated	Deceased	New In-Field Employment Rate	In-Field Employment Rate
48	8	40	0	6	0	0	0	0	75%	75%